

# Dynamo Maths Online User Guide

## Section 7.0

*Helping Overcome Dyscalculia*

Version Number 2.0 [www.dynamomaths.co.uk](http://www.dynamomaths.co.uk) [www.dynamomaths.com](http://www.dynamomaths.com)



## 7.0 Student and Teacher Shortcuts

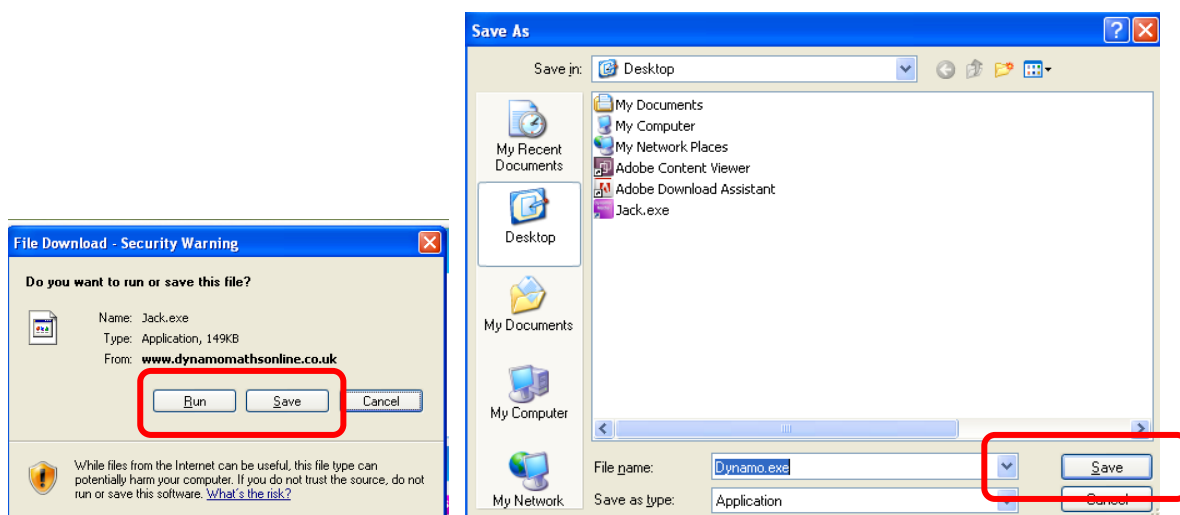
### 7.1 Student Shortcut

This feature takes away the hassle of students remembering their Username and Password. The full list of your students' names and passwords will be automatically saved to a location on your computer and access can be gained by simply by pressing 'log-in' rather than by entering a Username and Password.

Login with a Teacher Username. Followed by 'Help' menu. Select the item 'Student Shortcut'.



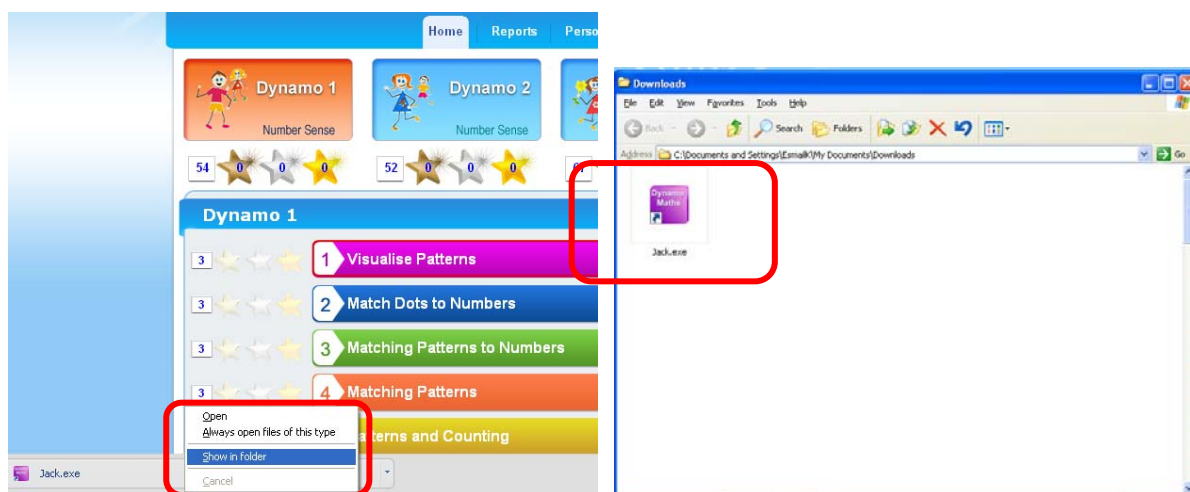
a. The following screen will appear, if you are using Microsoft Internet Explorer.



Press "SAVE" and save "Dynamo.exe" to a convenient location on your computer e.g. the Desktop.



b. The following screen will appear, if you are using Google Chrome.

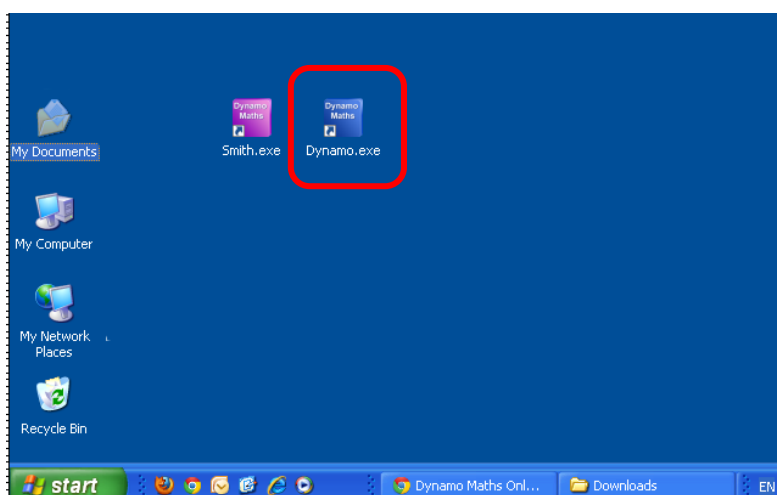


The Dynamo.exe file will automatically start downloading to the PC. From the Lower Arrow on the Chrome Browser, select 'Show in Folder'. This will open the folder, where the shortcut has been downloaded.

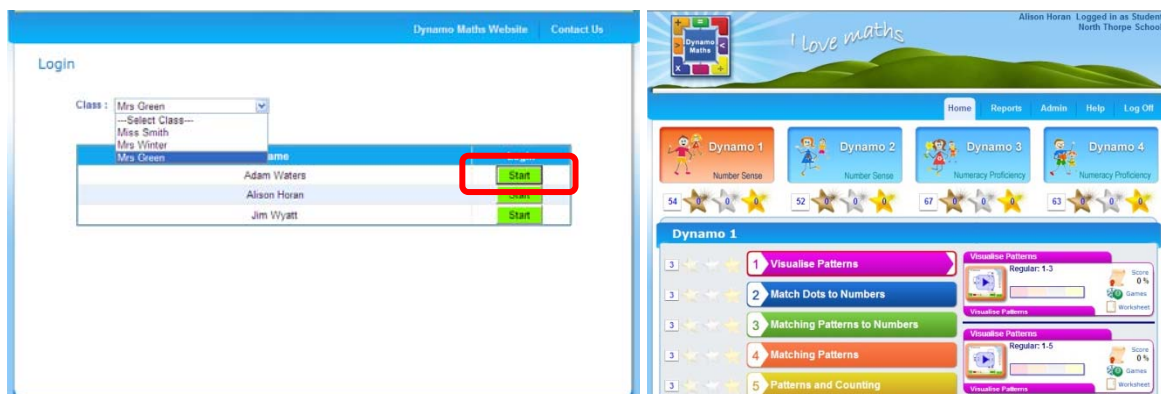
Move the "Dynamo.exe" to a convenient location on your computer e.g. the Desktop.

Once Student Shortcut has been saved, it can then be accessed from this same location without requiring your students to access the internet and then enter in their Username and Password. (Tip: Download the Student Shortcut to each PC that will be used by Students)

Go to the location that you saved the 'Dynamo.exe' file. Double-click it. If permission is required, 'Run' this file.



Your default browser will open automatically and you will see this screen.



Your student can then select their Class from the drop-down list. Press the green “Start” button and your student can instantly log-in to Dynamo Maths On-Line.

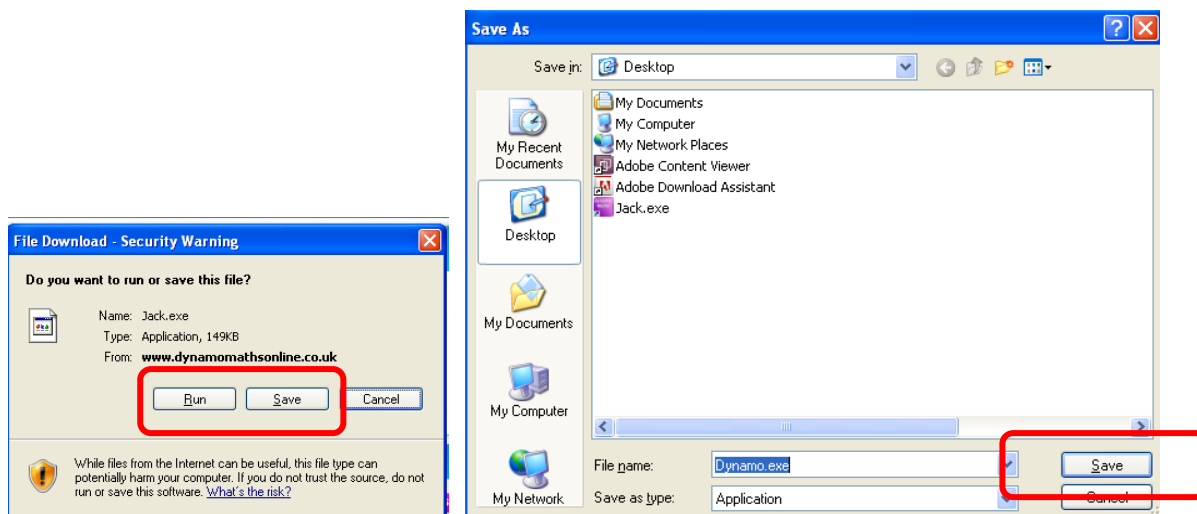
## 7.2 Teacher Shortcut

This feature takes away the hassle of remembering your Teacher Administrator Account Username and Password. Your Username and Password will be automatically saved to a location on your computer and access can be gained instantly in your internet browser.

Login with a Teacher Username. Followed by ‘Help’ menu. Select the item ‘Teacher Shortcut’.

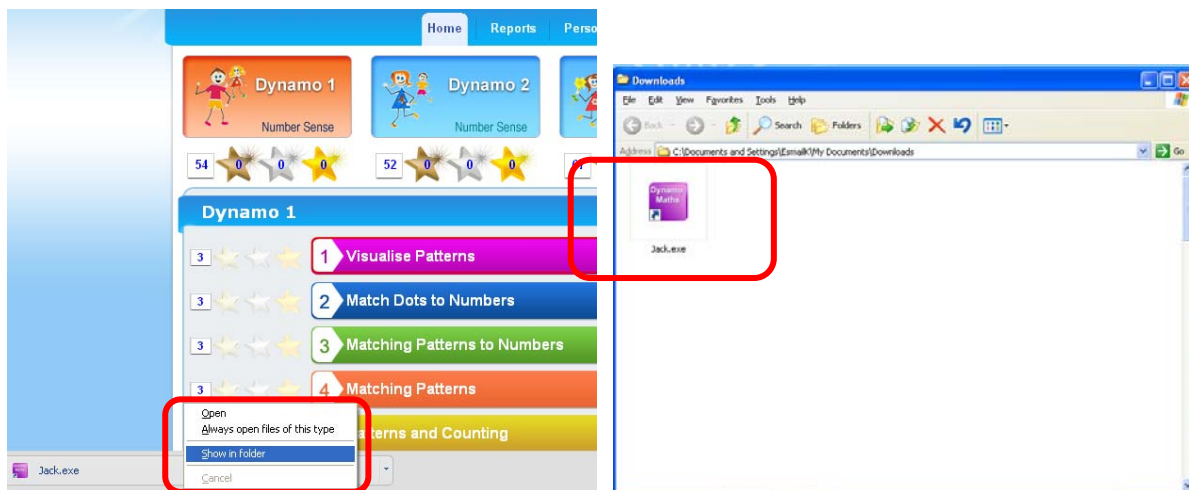


a. The following screen will appear, if you are using Microsoft Internet Explorer.



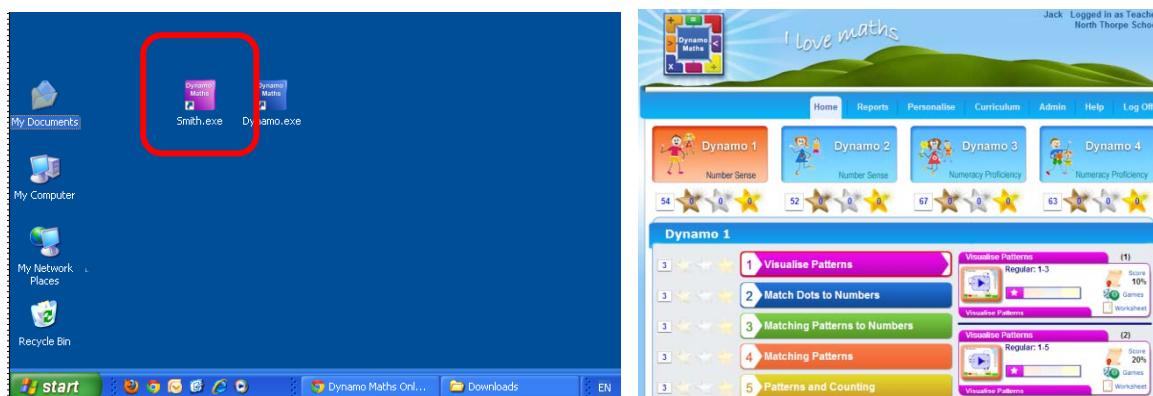
Press 'SAVE' and save 'TeacherName.exe' to a convenient location on your computer e.g. the Desktop.

b. The following screen will appear, if you are using Google Chrome.



The 'TeacherName.exe' file will automatically start downloading to the PC. From the Lower Arrow on the Chrome Browser, select 'Show in Folder'. This will open the folder, where the short-cut has been downloaded.

Move the 'TeacherName.exe' to a convenient location on your computer e.g. the Desktop.



Go to the location to which you saved the 'Teacher Dynamo' file. Double-click it. If permission is required, 'Run' this file. Your default browser will open automatically and you will be automatically logged in to Dynamo Maths On-line.